

Farmers & Farming Contractors

• AGRICULTURAL USERS •

The Safe Use of Unattended Railway Level Crossings



SEE **TRACKS?** THINK **TRAIN!**

Stop, Look, Listen

Always close gates after use

THE RAIL CROSS CODE

Use the **Rail Cross Code** each time you cross:

ALWAYS EXPECT A TRAIN!

Stop, look both ways and listen

- **Stop** – behind the White line or Black & Yellow markers where provided.
- **Look both ways** – watching for the lights of approaching trains.
- **Listen for a train horn** - no radio, no earbuds or headphones!
- Give way to trains – let any approaching train pass, then look both ways again.
- When the railway line is clear, cross quickly. Never stop on the railway line.
- Close the level crossing gates after use – it's the law.

Always close
gates after use
– it's the law



Dos ✓

- Always expect a train
- Always use the Rail Cross Code at unattended railway crossings
- Always obey road signs and markings, and train warning lights
- Always switch off music systems and put away mobile phones
- Always control children and animals in your care
- Always dismount if you are a cyclist or horse rider
- Always shut and fasten the level crossing gates after crossing the railway line

Don'ts ✗

- Don't use railway signals to determine if a train is or is not approaching
- Don't drive onto the railway line until you can ensure sufficient clearance on the other side
- Don't automatically follow a vehicle across the railway level crossing – always **stop, look and listen**
- Don't stop on the railway level crossing
- Don't overtake another vehicle on or when approaching the railway crossing
- Don't play the radio, or wear hoods or headphones, on or near the railway line

Knowing the Dangers

- Trains travel fast and cannot stop suddenly.
- Shut and fasten all level crossing gates at all times. Leaving gates open can result in children or animals accessing on to the railway line and may encourage unsuspecting drivers of vehicles to proceed on to the level crossing before checking that it is safe to do so.
- When crossing the railway line with slow, heavy, low-slung or cumbersome vehicles, vehicles conveying dangerous substances and with herds of animals you must ring the Freephone number displayed on safety signage at the level crossing.
- Trains can be very quiet and this is particularly the case on modern rails.
- The use of earbuds or headphones and the use of radios will affect your ability to hear approaching trains. Remember the wearing of ear protectors will also affect your ability to hear trains. Mobile phones must not be used during the process of using the level crossing.
- Be aware that weather conditions such as mist, fog, or snow may affect your ability to see approaching trains.
- During the hours of darkness, take extra caution when checking for approaching trains as it might be possible to confuse train headlights with car headlights if there is a roadway parallel to the railway line.
- Every time you cross the railway, remember the **Rail Cross Code**.

When crossing, follow the instructions given on signage displayed at the level crossing, or if in doubt, contact Iarnród Éireann on Freephone number provided

Driving Tractors across the Railway Line



- **Open** at least one window (driver's side) before crossing the railway line.
- **Turn off** all radios or stereos and remove any earbuds or headphones. Noise may mask the sound of an approaching train. Mobile phones must not be used during the process of working the level crossing.
- Remember the wearing of ear protectors will reduce your ability to hear trains. Protectors should be removed before crossing the railway line.


Make sure that

- the tractor, including trailer, is in good mechanical condition and unlikely to stall on the level crossing.
- the handbrake is in good working order.
- the cab windows are not fogged up inside and that all windows are clear of snow, ice and dirt and that nothing is blocking your view.

- Ensure that no tow-hitch or other attachment will foul the railway line as you traverse the level crossing.
 - Always stop behind the white stop line, stop sign, or black & yellow markers where provided.
- **Stop** clear of the railway line to ensure a good view along the track in both directions. **Look** for the approach of trains, especially in poor visibility or at night. **Listen** for horns or the sound of an approaching train.
- Always stop your vehicle behind the stop signs, stop lines or the black and yellow marker posts, where provided. Make sure that equipment, such as buckets, grabs, forks attached to the front of the tractor does not protrude beyond the marked posts / stop lines.
 - Great care must be taken when driving a tractor which is carrying a load. A number of dangers may arise. When going down a slope towards the railway line or when travelling over a change in gradient, the load could shift and fall off. The load may fall on to the railway line, obstructing it.
 - If your vehicle stalls or drops part of its load, or in any other way causes an obstruction of the crossing, immediately contact Iarnród Éireann on the Freephone number displayed on safety signage so that any approaching trains can be warned.
 - If in doubt, ring the Freephone number displayed on the red and yellow safety signage for further information.
 - When checking for the approach of a train, make sure that your load is not obstructing the railway line. Make sure the front loader and all associated equipment is positioned behind the white stop line, stop signage, black & yellow marker.

- Should a vehicle suffer a breakdown or become grounded on the level crossing, make sure all vehicle occupants exit the vehicle and clear the railway line immediately to a point of safety. Then contact Iarnród Éireann on the Freephone number found on signage **immediately**.
- Having used the level crossing, always close the gates after you – **it's the law. Failure to shut and fasten the gates is dangerous and you could be prosecuted.**

Unusual Movements across Railway Level Crossings



Contact Iarnród Éireann beforehand on the Freephone number displayed on the safety signs at the level crossing if you are:

- Driving an awkward vehicle – for example, a long, low, wide, heavy or slow vehicle
- Moving vehicles with dangerous, unusual or very heavy loads

If you are driving a very high vehicle and using a railway crossing with overhead electrified lines, such as on the DART network, please note that the general safe head-room is 5 metres.

How to Herd Animals Safely across the Railway

- You must ring Iarnród Éireann, on the Freephone number displayed on the safety signs, for permission to cross with animals. In the case of herding animals, the movement must be preplanned and permission to cross the line must be obtained from Iarnród Éireann, in advance and in good time. Please quote the level crossing number displayed at the crossing to the Iarnród Éireann signaller when planning the movement of animals.
- Where provided, use the holding pens adjacent to the railway level crossing.
- If you are crossing the railway line with herds of animals, you must have adequate assistance to ensure the safe movement of the herd across the railway level crossing.
- Never attempt to start a movement of animals across the railway line unless you know that you can complete it or curtail it safely and in time. Information on train movements, and permission in advance, as required, may be obtained from Iarnród Éireann, see Freephone number displayed at level crossings.
- If an animal or animals stray or escape on to the railway line either through a gap in a fence or by means of an open gate always contact Iarnród Éireann on the Freephone number found on safety signage displayed at the level crossing immediately.

This must be done before any attempt is made to recover the animals. Permission must be obtained from the Iarnród Éireann signaller and a clear understanding that trains have been stopped before you go onto the railway line. **Do not place yourself in a position of Danger.**




Driving Slow, Heavy, Low-Slung and Cumbersome Vehicles across the Railway

- You must obtain permission to cross the railway line from Iarnród Éireann in advance and in good time. You should advise the type of vehicle you intend bringing across the line and you should also advise the likely duration of the movement as special arrangements may have to be made for the safe use of the level crossing. Always advise Iarnród Éireann by contacting them on the Freephone number found on signage when the level crossing has been safely traversed.
- **Never** attempt to cross the railway with a vehicle which may ground on the railway line. You could cause a **serious accident**. You may also cause delays to train services while the problem is being resolved.
- Safe passage with an unladen trailer does not guarantee a trouble-free return journey, if the vehicle is laden.
- Make sure that the level crossing gates are sufficiently wide for the vehicle to pass without becoming jammed and without damaging either the gates or their supports.
- Any damage must be reported immediately to Iarnród Éireann by using the Freephone number displayed at the railway level crossing, or by referring to the contact details on Page 12 of this booklet.

Farm Activities such as Silage Making, Hay Making and Harvesting, etc., necessitating Repeated Movements across the railway



- If you intend undertaking an activity, such as silage making, involving repeated movements of vehicles across the railway, then you should make prior arrangements with Iarnród Éireann to have special protection provided. Give at least 48 hours notice.
- No such movements may take place across the railway until the special protection, which could involve the provision of an Iarnród Éireann flagman, is in place. All instructions given by the flagman must be fully obeyed at all times in relation to the crossing of the line.
- If you employ outside contractors to carry out work of any kind on your land that will require crossing the railway line, then the above arrangements must apply, and it is your responsibility to ensure that the contractor is fully aware of the safety requirements at the crossing. Supply the contractor with a copy of this booklet. The crossing of members of the public at field to field crossings is not allowed as it is not a normal agricultural activity.
- State the identification number (crossing number) shown at the railway crossing.




This identification number is different for each railway crossing

Emergencies at Railway Level Crossings

If an animal strays onto the railway line, or if a wheelchair, bicycle or other vehicle gets stuck on the railway line, you must take the following actions:

- Get clear of the railway, leaving the animal, wheelchair, bicycle or vehicle where it is,
- Move everyone well clear of the railway line,
- Contact Iarnród Éireann using the Freephone number which you will find on the instruction sign at the entrance to the railway level crossing, say 'This is an Emergency', and
- State the identification number (crossing number) shown at the railway crossing.



This identification number is different for each railway crossing



ALWAYS EXPECT A TRAIN

CONTACT US

This brochure can be downloaded from our website www.irishrail.ie.

For enquiries regarding the level crossing you use, or reporting damage to a level crossing infrastructure, contact the relevant Infrastructure Manager in your area:

Emergency CTC (Central Traffic Control)
01 855 5454

ATHLONE

Covers the West of the country

090 648 7711

DUBLIN

Covers the North, East and South East of the country

01 703 3651

LIMERICK JUNCTION

Covers the South and South West of the country

062 51083



SEE TRACKS? THINK TRAIN!

Irish language version of this information safety booklet downloadable from Iarnród Éireann website via QR Code



At selected Iarnród Éireann level crossings, this system has been installed. Further details are available by viewing or downloading a booklet from the Iarnród Éireann website (via QR code)



TRAIN DETECTION WARNING SYSTEM

RED
Do Not
Cross

ORANGE
Cross With
Caution



ALWAYS EXPECT A TRAIN



ALWAYS EXPECT A TRAIN

STOP CLEAR OF RAILWAY
LEVEL CROSSING

OPEN BOTH GATES BEFORE CROSSING

WHEN THE RAILWAY LINE IS CLEAR,
CROSS QUICKLY

REMEMBER
NEVER EVER STOP ON THE RAILWAY LINE
AND ALWAYS EXPECT A TRAIN

Emergency CTC (Central Traffic Control)
01 855 5454



- ALWAYS EXPECT A TRAIN
- CROSS SAFELY
- ALWAYS SHUT THE GATES AFTER YOU

BÍ AG SÚIL I GCÓNAL LE TRAEIN



STOP GLAN AR CHRÓSAIRE
COMHRÉIDH IARNRÓID

OSCAIL AN DÁ GHEATA SULA
DTRASNAIÓNN TU

NUAIR A BHÍÓNN AN LÍNE IARNRÓID GLAN,
TRASNAIGH GO TAPA

CUIMHNIGH
NÁ STOP RIAMH AR AN LÍNE IARNRÓID
NÁ AGUS BÍ AG SÚIL I GCÓNAL LE TRAEIN


LT Eigandála (Lárriáil Tráchtá) **01 855 5454**



- BÍ AG SÚIL I GCÓNAL LE TRAEIN
- TRASNAIGH GO SÁBHÁILTE
- DÚN GACH GEATA I GCÓNAL TAR ÉIS DUIT




Suiteáladh an córas seo ag crosairí comhréidh roghnaithe de chuid Iarnród Éireann. Tá tuilleadh sonraí ar fáil trí bhreathnú ar leabhrán nó é a fósodáil ó shuíomh gréasáin Iarnród Éireann (trí chód QR)



GÓRAS RABHAIDH BRAITE TRAEINACH

DEARG
Ná Trasnaigh

ORAISTE
Trasnú go Cúramach



BÍ AG SÚIL I GCÓNAL LE TRAEIN



Eigendálaí ag Crosairí

Comhréidh Iarnróid

Má théann ainmhir ar strae ar an líne Iarnróid, nó má théann cathaoir rothai, rothar nó feithicil eile i bhfostú ar an líne Iarnróid, ní mór duit na bearta seo a leanas a dhéanamh:

- Faigh glan ón Iarnród, agus fág an t-ainmhir, an chathaoir rothai, an rothar nó an fheithicil san áit a bhfuil sé,
- Bog gach duine glan go maith ón líne Iarnróid,
- Déan teagmháil le hIarnród Éireann ag baint úsáide as an ainmhir Shaorghlao a gheobhaidh tú ar an gcomhartha teorach ag an mbealach isteach chuig an gcrosaire comhréidh Iarnróid, abair 'Is Eigendáil í seo, agus
- Luigh an uimhir aitheantais (uimhir chrosaire) a gthaispeántar ag an gcrosaire Iarnróid.



Tá an uimhir aitheantais seo éagsúil le haghaidh gach crosaire Iarnróid



BÍ AG SÚIL I GCÓNARÍ LE TRAÉIN

DEÁN TEAGMHÁIL LINN

Is féidir an brosiúr seo a foscú ónár suíomh greasáin www.irishrail.ie/ga-ie/.

Le haghaidh fíoruithe maidir leis an gcrosaire comhréidh a úsáideann tú, nó chun damáiste do bhonneagar crosaire comhréidh a thuairiscíú, déan teagmháil leis an mBainisteoir Bonneagair ábhartha i do cheantar:

LT Eigendála (Lárliaú Trácta)
01 855 5454

BAILE ÁTHA LUAIN

Clúdáil seilte
na Tíre

090 648 7711

BAILE ÁTHA CLATH

Clúdáil seilte Tuaisceart,

Oirthear agus
Oirdheisceart na tíre

01 703 3651

GABHAL LUIMNIGH

Clúdáil seilte Deisceart

agus Iardheisceart na tíre

062 51083

FEACH RIANTA? SMAOINIGH AR TRAÉIN!



Is féidir leagan Gaeilge den leabhrán sabháilteachta fairséise seo a foscú ónár suíomh greasáin Iarnród Éireann trí Chód QR



Feithicilí Malla, Troma, Íseal agus Liopasta, a thiomáint trasna an iarnróid

- Ní mór duit cead a fhail chun an líne iarnróid a thrasnú ó iarnród Éireann roimh ré agus in am trátha. Ba chóir duit an cineál feithicil atá beartaithe agat a thabhairt trasna na líne a chur ar an eolas agus ba chóir duit fad dóchúil na gluaiseachta a chur in iúl freisin mar go bhfeadfadh sé go mbeadh socrúithe speisialta le déanamh chun úsáid shábháilte a bhaint as an gcrosaire comhréidh. Cuir comhairle ar iarnród Éireann i gcónaí trí theagmháil a dhéanamh leo ar an uimhir Shaothlao a aimsítear ar chomharthaíocht nuair a thrasnaítear an crosaire comhréidh go sábháilte.

• **Ná** déan iarracht riamh an t-iarnród a thrasnú le feithicil a d'fhéadfadh a bheith ar an líne iarnróid. D'fhéadfá a bheith ina chúis le **timpeiste thromchúiseach**. D'fhéadfá moill a chur ar sheirbhísí traenach freisin agus an fhadhb a réiteach.

- Ní rátháilonn gluaiseacht shábháilte le leantóir neamhualaithe turas fillte saor ó thrioblóid, má tá an feithicil ualaithe.
- Déan cinnte go bhfuil na geataí crosaire comhréidh sách leathan chun gurb éidir leis an bhfeithicil dul tharstu gan bheith bearrtha agus gan dochar a dhéanamh do na geataí ná dá dtacaíochtaí.
- Ní mór aon damáiste a thuairiscíú láithreach do iarnród Éireann tríd an uimhir Shaothlao atá ar taispeáint ag an gcrosaire comhréidh iarnróid a úsáid, nó trí thagairt a dhéanamh do na sonraí teagmhála ar Leathanach 12 den leabhrán seo.



Tá an uimhir aithneantais seo á gach crosaire iarnróid

- Má tá sé i gceist agat tabhairt faoi ghníomhaíocht, ar nós déanamh sadhlais, lena mbaineann gluaiseachtaí leantacha feithicil trasna an iarnróid, ba cheart duit socrúithe a dhéanamh roimh ré le hIarnród Éireann chun cosaint speisialta a chur ar fáil. Tabhair fógra 48 uair an chloig ar a laghad. Ní féidir aon ghluaiseacht den sórt sin a dhéanamh ar fud an iarnróid go dtí go mbeidh an chosaint speisialta, a d'fhéadfadh maor bratacha de chuid Iarnród Éireann a sholáthar, i bhfeidhm. Ní mór gach treoir a thugann an maor bratacha a chomhlíonadh go hiomlán i gcónaí maidir le trasnú na líne.
- Má fhostaíonn tú conraitheoirí seachtracha chun obair de chineál ar bith a dhéanamh ar do thalamh a mbeidh ort an líne iarnróid a thrasnú, ansin caithfidh na socrúithe thuas a bheith i bhfeidhm, agus is ortsa atá an fhreagracht a chinntiú go bhfuil an conraitheoir go hiomlán ar an eolas faoi na riachtanais sábháilteachta ag an gcrosaire. Tabhair cóip den leabhrán seo don chonraitheoir. Ní cheadaítear ball den phobal a thrasnú ag crosaire ó pháirc go páirc toisc nach gnáthghníomhaíocht talmhaíochta í.
- Luaign an uimhir aithneantais (uimhir chrosaire) a thaispeántar ag an gcrosaire iarnróid.



Gníomhaíochtaí Feirme amháil Déanamh Sadhlais, Déanamh Féir agus Buaint, srl., ar gá le Gluaiseachtaí Leantacha trasna an iarnróid

Conas Tréada Ainmhithe go Sábháilte trasna an Iarnróid

- Ní mór duit glaoch ar Iarnród Éireann, ar an uimhir Shaoghlaio atá ar taispeáint ar na comharthaí Sábháilteachta, chun cead a fháil dul trasna le hainmhithe. I gcás tréada ainmhithe, ní mór an ghluaiseacht a réamhphleanáil agus ní mór cead a fháil chun an líne a thrasnú ó Iarnród Éireann, roimh ré agus in am trátha. Luaigh uimhir an chrosaire comhréidh a thaispeántar ag an gcrosaire do chomharthóir Iarnród Éireann agus gluaiseacht ainmhithe á pleanáil.
- I gcás ina bhforáiltear sin, bain úsáid as na pionnaí coinnéala in aice leis an gcrosaire comhréidh Iarnróid. Má tá tú ag trasnú na líne Iarnróid le tréada ainmhithe, ní mór duit cúnamh leordhóthanach a bheith agat chun gluaiseacht shábháilte an tréada a chinntiú trasna an chrosaire comhréidh Iarnróid.
- Na déan iarracht riamh gluaiseacht ainmhithe a thosú trasna na líne Iarnróid mura bhfuil a fhios agat gur féidir leat í a chomhlánu nó a chiorrú go sábháilte agus in am. Is féidir eolas faoi ghluaiseachtaí traenach, agus cead roimh ré, de réir mar is gá, a fháil ó Iarnród Éireann, féach an uimhir Shaoghlaio ar taispeáint ag crosairí comhréidh.
- Má théann ainmhithe nó ainmhithe ar seachrán nó má éalaíonn siad ar aghaidh go dtí an líne Iarnróid trí bharna i bhfál nó trí gheata oscailte déan teagmháil i gcónaí le Iarnród Éireann láithreach ar an uimhir Shaoghlaio a fhaightear ar chomharthaí Sábháilteachta a thaispeántar ag an gcrosaire comhréidh.



Caithear é seo a dhéanamh sula ndéantar aon iarracht na hainmhithe a aisghabháil. Ní mór cead a fháil ó chomharthóir Iarnród Éireann agus tuiscint shoiléir a fháil gur stopadh traenacha sula dtéann tú ar an líne Iarnróid. **Ná cuir tú féin i mbaol.**

- Cinntigh nach ndéanfaidh aon choscán tarraingthe nó ceangaláin eile bac ar an líne iarnróid agus tú ag trasnú an chrosaire comhréidh.

- Stop! gconal taobh thiar den líne stop bhán, comhartha stop, nó marcóirí dubha agus buí nuair a chuirtear ar fáil iad.
- **Stop** glan ón iarnród chun radharc maith a chinntiú feadh an rian sa dá treo. **Féach** amach le haghaidh teacht traenacha, go háirithe i droch-infheictheacht nó san oíche. **Fist** le haghaidh bonnain nó fuaim traein atá ag teacht.

- Cuir stop! gconal le d'fheithicil taobh thiar de na comharthaí stop, na línte stop nó na cuaillí marcóra dubh agus buí, i gcás ina bhfuil siad ar fáil. Déan cinnte nach dtéann trealamh, mar shampla buicéid, alpairí, forcanna atá ceangailte le tosach an tarracóra thar na cuaillí / línte stop marcaílte.


- Caithear a bheith an-chúramach agus tarracóir a thiomáint atá ag iompar ualach. D'fhéadfadh roinnt contúirtí teacht chun cinn. Agus é ag dul síos fána i dtreo na líne iarnróid nó agus é ag taiséal thar athrú grádáin, d'fhéadfadh an t-ualach aistríú agus titim as. D'fhéadfadh an t-ualach titim ar an líne iarnróid, rud a chuirfeadh bac air.

- Má loiceann nó má thiteann d'fheithicil cuid dá hualach, nó má chuireann sí bac ar an gcrosaire ar bhealach ar bith eile, déan teagmháil láithreach le hIarnród Éireann ar an uimhir Shaorghlao atá ar taispeáint ar chomharthaíocht sábháilteachta ionas gur féidir rabhadh a thabhairt d'aon traenacha atá ag teacht.
- Má tá amhras ort, glaoigh ar an uimhir Shaorghlao ar taispeáint ar an gcomharthaíocht sábháilteachta dearg agus buí le haghaidh tuilleadh eolais.

- Agus tú ag seiceáil le haghaidh traein atá le teacht, déan cinnte nach bhfuil d'ualach ag cur bac ar an líne iarnróid. Déan cinnte go bhfuil an lódóir tosáigh agus an trealamh gaolmhar go léir suite taobh thiar den líne stop bhán, comharthaíocht stop, marcóir dubh & buí.

- Má chlliseann ar fheithicil nó má chuirtear ar talamh í ar an gcrosaire comhréidh, cinntigh go bhfágann gach taiséalair feithicil an fheithicil agus go nglanfaidh siad an líne iarnróid láithreach go pointe sábháilteachta. Ansin déan teagmháil láithreach le hIarnród Éireann, ar an uimhir Shaorghlao a fhaightear ar chomharthaíocht. Tar éis duit úsáid a bhaint as an gcrosaire comhréidh, **is é an dlí é. Tá sé contúirteach mainneachtain na geataí a dhunadh agus a dhainníú agus d'fhéadfaí tu a ionchúiseamh.**

Glaiséachtaí Neamhghnácha trasna Crosairí Comhréidh Iarnróid



- Déan teagmháil le hIarnród Éireann roimh ré ar an uimhir Shaorghlao a thaispeántar ar na comharthaí sábháilteachta ag an gcrosaire comhréidh má tá seo a leanas agat:
- Feithicil liopasta a thiomáint – mar shampla, feithicil fhada, íseal, leathan, throm nó mhail
 - Feithicil a bhogadh le hualaí contúirteacha, neamhghnácha nó an-trom
- Má tá tú ag tiomáint feithicil an-ard agus ag úsáid trasnú iarnróid le línte leictirthe lasnaíde, mar shampla ar an líonra DART, tabhair faoi deara gurb é 5 mhéadar an spás cloiginn sábháilte ginearálta.

- Taistealaíonn traenacha go tapa agus ní féidir leo stopadh go tobann.

- Dún agus daingnigh na gearraí crosaire comhréidhe i gcónaí. Má fhágat gearraí ar oscailt is féidir le leanaí nó ainmhithe rochtain a fháil ar an líne iarraid agus d'fhéadfadh sé go spreagfadh tiománaíthe feithicil gan amhras dul ar aghaidh chuing an gcosaire comhréidh sula seiceálann siad go bhfuil sé sábháilte é sin a dhéanamh.
- Agus tú ag trasnú na líne iarraid le feithicil malla, troma, íseal nó liopasta, feithicil a bhfuil earraí dainséaracha iontu agus le tréada ainmhithe ní mór duit ghlaoch ar an uimhir Shaothlao a thaispeántar ar chomharthaíocht sábháilteachta ag an gcosaire comhréidh.
- Is féidir le traenacha a bheith an-chiúin agus is amhlaidh atá go hairithe ar railín nua-aimseartha.

- Cuirfidh úsáid cluasáin bhachlógige nó cluasáin agus úsáid raidiúna isteach ar do chumas traenacha atá ag teacht a chloistéal. Cuirfidh go gcuirfidh caitheamh cosantóirí cluaise isteach ar do chumas traenacha a chloistéal freisin. Níor cheart fóin phóca a úsáid le linn an phróisis chun an crosaire comhréidh a úsáid.
- Bí ar eolas go bhféadfadh daláil aimsire amhail ceochán, ceo nó sneachta difear a dhéanamh ar do chumas traenacha atá ag teacht a fheiceáil.
- Le linn uaireanta an dorchadais, bí cúramach agus tú ag seiceáil le haghaidh traenacha atá ag teacht mar go bhféadfaí ceannsoilse traenach a chur amú le ceannsoilse gluaisistéin má tá bóthar comhthreomhar leis an líne iarraid.
- Gach uair a thrasaíonn tú an t-iarraid, cuir mhígh ar an

gCód Sábhála Iarraid.

Agus tú ag trasnú, lean na treoracha a thugtar ar chomharthaíocht atá ar taispeáint ag an gcosaire comhréidh, nó má tá amhras ort, déan teagmháil le uimhir Shaothlao Iarraid Éireann a chuirtear ar fáil

Tarracóirí a Thiomáint trasna na Líne Iarraid



- **Oscail** fuinneog amháin (taobh an tiománaí) ar a laghad sula dtrasaíonn tú an líne iarraid.

- **Much** gach raidió nó stéiréó agus bain aon chluasáin bhachlógige nó cluasáin. Féadfaidh torann an fuaim a úsáid le linn an phróisis chun an crosaire comhréidh a oibriú.

- Cuir mhígh go mbeidh tionchar ag cosantóirí cluaise a chaitheamh ar do chumas traenacha a chloistéal. Ba chóir cosantóirí a bhaint sula dtrasaíonn siad an líne iarraid.

Cinntigh an méid seo a leanas:

- tá an tarracóir, lena n-áirítear leantóir, i riocht meicniúil maith agus ní dócha go loicfidh sé ar an gcosaire comhréidh.
- tá an coscán láimhe in ord maith oibre.
- nach dtagann gal ar na fuinneoga cabáin taobh istigh agus go bhfuil gach fuinneoga glan de sneachta, oighear agus salachar agus nach bhfuil aon rud ag cur bac ar do radharc.

AG CROSAIRÍ COMHRÉIDH

Stop, Féach, Éist

Dun gach geata i gconal tar éis iad a úsáid

AN COD SÁBHÁLA IARNRÓID

Úsáid an **Cod Sábhála Iarnróid**

gach uair a thrasáilonn tú:

BI AG SUIL I GCÓNAL LE TRAEINÍ

- **Stop** – taobh thiar den líne Bhán nó marcóirí Dubha & Bui nuair atá siad ann.
- **Féach an dá bhealach** – bí ag féachaint amach do shoilse na draenacha atá ag teacht.
- **Éist le haghaidh bonnán na traenach** – gan raidió, gan cluasáin bhachlúige nó cluasáin!

- Géill síl do thraenacha – lig d'aon traein atá ag teacht dul thar bráid, agus féach an dá bhealach arís.
- Nuair a bhíonn an líne iarnróid glan, trasnaigh go gasta é. Ná stop riamh ar an líne iarnróid.
- Dun na geataí crosaire comhréidhe tar éis iad a úsáid – is é an dlí é.

Le Déanamh ✓

- Bí ag suil i gconal le traein

- Bain úsáid as an gCod Sábhála Iarnróid i gconal ag crosairí iarnróid gan duine ina mbun

- Clóir le comharthaí agus le marcanna bóthair,

- agus soilse rabhaidh traenach i gconal

- Mích córais cheoil i gconal agus fág fóin phóca i leataobh

- Bíodh smacht agat i gconal ar leanal agus ar ailmhíthe

- atá faoi do chúram

- Tuirlinging i gconal má's rothar nó marcach capailll thú

- Dun agus daingnígh na geataí i gconal tar éis dul trasna an líne iarnróid

Dun gach geata tar éis iad a úsáid – is é an dlí é



Nach bhfuil le Déanamh ✗

- Ná húsáid comharthaí iarnróid chun a chinneadh an bhfuil traein ag teacht nó nach bhfuil

- Ná tiomáin ar an líne iarnróid go dtí gur féidir leat dóthain glanspáis ar an taobh eile a chinntiú

- Ná lean feithicil go huathoibríoch trasna an chrosaire comhréidh iarnróid – stop, féach agus éist i gconal

- Ná stop ar an gcrosaire comhréidh iarnróid

- Ná scoith feithicil eile ar an gcrosaire iarnróid nó nuair atá tú ag teacht chughe

- Ná seinn an raidió, ná caithe cochaill ná cluasáin, ar na rianta iarnróid nó in aice leo

FÉACH RIANTA? SMAOINIGH AR TRAÉINI!



**Crosairí Iarnróid gan
Duine ina mBun a Úsáid
go Sábháilte**

• ÚSÁIDEOIRÍ TALMHAÍOCHTA

Feirmeoirí & Conraitheoirí Feirmeoireachta