

Trucks, Vans, Lorries & Coaches

• PROFESSIONAL DRIVERS •

The Safe Use of Unattended Railway Level Crossings



SEE TRACKS? THINK TRAIN!



Stop, Look, Listen

Always close gates after use

THE RAIL CROSS CODE

Use the **Rail Cross Code** each time you cross:

ALWAYS EXPECT A TRAIN!

Stop, look both ways and listen

- **Stop** – behind the White line or Black & Yellow markers where provided.
- **Look both ways** – watching for the lights of approaching trains.
- **Listen for a train horn** - no radio, no earbuds or headphones!
- Give way to trains – let any approaching train pass, then look both ways again.
- When the railway line is clear, cross quickly. Never stop on the railway line.
- Close the level crossing gates after use – it's the law.

Always close gates after use
– it's the law



Dos ✓

- Always expect a train
- Always use the Rail Cross Code at unattended railway crossings
- Always obey road signs and markings, and train warning lights
- Always switch off music systems and put away mobile phones
- Always control children and animals in your care
- Always dismount if you are a cyclist or horse rider
- Always shut and fasten the level crossing gates after crossing the railway line

Don'ts ✗

- Don't use railway signals to determine if a train is or is not approaching
- Don't drive onto the railway line until you can ensure sufficient clearance on the other side
- Don't automatically follow a vehicle across the railway level crossing – always **stop, look and listen**
- Don't stop on the railway level crossing
- Don't overtake another vehicle on or when approaching the railway crossing
- Don't play the radio, or wear hoods or headphones, on or near the railway line

Knowing the Dangers

- Trains travel fast and cannot stop suddenly.
- Shut and fasten all level crossing gates at all times. Leaving gates open can result in children or animals accessing on to the railway line and may encourage unsuspecting drivers of vehicles to proceed on to the level crossing before checking that it is safe to do so.
- Trains can be very quiet and this is particularly the case on modern rails.
- The use of earbuds or headphones and the use of radios will affect your ability to hear approaching trains. Remember the wearing of ear protectors will also affect your ability to hear trains. Mobile phones must not be used during the process of using the level crossing.
- Be aware that weather conditions such as mist, fog, or snow may affect your ability to see approaching trains.
- When crossing the railway line with slow, heavy, low-slung or cumbersome vehicles, vehicles conveying dangerous substances and with herds of animals you must ring the Freephone number displayed on safety signage at the level crossing.
- During the hours of darkness, take extra caution when checking for approaching trains as it might be possible to confuse train headlights with car headlights if there is a roadway parallel to the railway line.
- Every time you cross the railway, remember the **Rail Cross Code**.

When crossing, follow the instructions given on signage displayed at the level crossing, or if in doubt, contact Iarnród Éireann on Freephone number provided

Driving Lorries across the Railway Line



- Make sure that the lorry, including trailer, is in good mechanical condition and unlikely to stall on the level crossing.
- Make sure that the handbrake is in good working order.
- Railway signals must never be used to determine if a train is or is not approaching
- Make sure that the cab windows are not fogged up inside and that all the windows are clear of snow, ice and dirt and that nothing is blocking your view.
- **Open** at least one window (driver's side) before crossing the railway line.
- **Turn off** all radios or stereos and remove any earbuds or headphones. Noise may mask the sound of an approaching train. Mobile phones must not be used during the process of working the level crossing.
- Ensure that no tow-hitch or other attachments will foul the railway line as you traverse the level crossing.

- **Stop** clear of the railway line behind the Stop line and Stop sign where you get a good view along the track in both directions. **Look** for the approach of trains, especially in poor visibility or at night. Watch out for the light on an approaching train. **Listen** for horns or the sound of an approaching train. When using the level crossing, open both gates before attempting to drive your vehicle across the railway line.

- Use the black and yellow marker posts, where provided, when stopping. If there are no such markers then stop at least 2 metres (6 feet) clear of the nearest rail.
- If in doubt, ring the Freephone number displayed on the red and yellow safety signage for further information.
- Should a vehicle suffer a breakdown or become grounded on the level crossing, make sure all vehicle occupants exit the vehicle and clear the railway line immediately to a point of safety. Then contact Iarnród Éireann on the Freephone number found on signage **immediately**.
- Having used the level crossing, always close the gates after you – **it's the law. Failure to shut and fasten the gates is dangerous and you could be prosecuted.**



Driving Vehicles, including Trailers across the Railway Line



- Make sure that your vehicle, including tow bar and trailer, is in good mechanical condition and unlikely to stall on the level crossing.
- Make sure that the handbrake is in good working order.
- Make sure that the vehicle is not fogged up inside and that all the windows are clear of snow, ice and dirt and that nothing is blocking your view.
- **Open** at least one window (driver's side) before crossing the railway line.
- **Turn off** all radios or stereos and remove any earbuds or headphones. Noise may mask the sound of an approaching train. Mobile phones must not be used during the process of working the level crossing.
- Be aware of any dangers that the crossing may hold for you.

- **Stop** clear of the railway line to ensure a good view along the track in both directions. **Look** for the approach of trains, especially in poor visibility or at night. Watch out for the light on an approaching train. **Listen** for horns or the sound of an approaching train. When using the level crossing, open both gates before attempting to bring a vehicle across the railway line.
- Should a vehicle suffer a breakdown or become grounded on the level crossing, make sure all vehicle occupants exit the vehicle and clear the railway line immediately to a point of safety. Then contact Iarnród Éireann on the Freephone number found on signage **immediately**.



Driving Vehicles carrying Dangerous Substances across the Railway



- Dangerous substances includes petrol, diesel oil, liquid gas, bottled gas, toxic chemicals, etc.
- Use the Freephone number which you will find at the level crossing on the red and yellow safety signage.
- You must obtain permission to cross the railway line from Iarnród Éireann using the Freephone number found on signage in good time. You should advise the type of vehicle and load you intend bringing across the railway line. You should also advise the likely duration of your movement as special arrangements will have to be made for the safe use of the level crossing. Always advise Iarnród Éireann when the level crossing has been safely traversed.

- Drivers of vehicles carrying dangerous substances across the railway, should be given a copy of this booklet. They should be advised of the presence of an unattended accommodation level crossing on the route leading to the delivery point.
- Should a vehicle carrying dangerous substances suffer a breakdown or become grounded on the level crossing, make sure all vehicle occupants exit the vehicle and clear the railway line immediately to a point of safety. Then contact Iarnród Éireann on the Freephone number found on signage **immediately**. The vehicle driver should wait in the vicinity to provide information to the emergency services if necessary.
- Having used the level crossing, always close the gates after you – **it's the law. Failure to shut and fasten the gates is dangerous and you could be prosecuted.**

Unusual Movements across Railway Level Crossings

Contact Iarnród Éireann on the Freephone number found on signage beforehand if you are:


- Driving an awkward vehicle – for example, a long, low, wide, heavy or slow vehicle
- Moving vehicles with dangerous, unusual or very heavy loads

Use the Freephone number which you will find at the level crossing on the red and yellow safety signage.

If you are driving a very high vehicle and using a railway level crossing with overhead electrified lines, such as on the DART network, please note that the general safe head-room is 5 metres.

Special Tips for Commercial Vehicles, Bus and Coach Drivers

- Turn off the radio.
- Be aware that a train can't stop immediately.
- Be aware that a train weighs much more than a bus, coach or taxi.
- Be aware that a train extends over the rails.
- Adapt your driving to weather conditions.
- Be aware of the length of your vehicle.
- Expect a train from either direction.
- State the identification number (crossing number) shown at the railway level crossing.




This identification number is different for each railway crossing

Emergencies at Railway Level Crossings

If an animal strays onto the railway line, or if a pram, wheelchair, bicycle or other vehicle gets stuck on the railway line, you must take the following actions:

- Get clear of the railway, leaving the animal, pram, wheelchair, bicycle or vehicle where it is,
- Move everyone well clear of the railway line,
- Contact Iarnród Éireann using the Freephone number which you will find on the instruction sign at the entrance to the level crossing, say 'This is an Emergency', and
- State the identification number (crossing number) shown at the railway crossing.



This identification number is different for each railway crossing

ALWAYS EXPECT A TRAIN

CONTACT US

This brochure can be downloaded from our website www.irishrail.ie.

For enquiries regarding the level crossing you use, or reporting damage to a level crossing infrastructure, contact the relevant Infrastructure Manager in your area:

Emergency CTC (Central Traffic Control)
01 855 5454

ATHLONE

Covers the West of the country

090 648 7711

DUBLIN

Covers the North, East and South East of the country

01 703 3651

LIMERICK JUNCTION

Covers the South and South West of the country

062 51083



SEE TRACKS? THINK TRAIN!

Irish language version of this information safety booklet downloadable from Iarnród Éireann website via QR Code



At selected Iarnród Éireann level crossings, this system has been installed. Further details are available by viewing or downloading a booklet from the Iarnród Éireann website (via QR code)



TRAIN DETECTION WARNING SYSTEM

RED
Do Not
Cross

ORANGE
Cross With
Caution



ALWAYS EXPECT A TRAIN



ALWAYS EXPECT A TRAIN

STOP CLEAR OF RAILWAY
LEVEL CROSSING

OPEN BOTH GATES BEFORE CROSSING

WHEN THE RAILWAY LINE IS CLEAR,
CROSS QUICKLY

REMEMBER
NEVER EVER STOP ON THE RAILWAY LINE
AND ALWAYS EXPECT A TRAIN

Emergency CTC (Central Traffic Control)
01 855 5454



- ALWAYS EXPECT A TRAIN
- CROSS SAFELY
- ALWAYS SHUT THE GATES AFTER YOU

BÍ AG SÚIL I GCÓNAL LE TRAEIN



STOP GLAN AR CHROSAIRE
COMHRÉIDH IARNRÓID

OSCAIL AN DÁ GHEATA SULA
DTRASNAIÖNN TU

NUAIR A BHIONN AN LINE IARNRÓID GLAN,
TRASNAIGH GO TAPA

CUIMHNIGH

NÁ STOP RIAMH AR AN LINE IARNRÓID
NÁ AGUS BÍ AG SÚIL I GCÓNAL LE TRAEIN

LT Eigendála (Lárrialú Tráchtá)
01 855 5454



- BÍ AG SÚIL I GCÓNAL LE TRAEIN
- TRASNAIGH GO SÁBHÁILTE
- DÚN GACH GEATA I GCÓNAL TAR EIS DUIT




Suiteáladh an córas seo ag crosairí comhréidh roghnaithe de chuid Iarnród Éireann. Tá tuilleadh sonraí ar fáil trí bhreathnú ar leabhrán nó é a foslódáil ó shuíomh gréasáin Iarnród Éireann (trí chód QR)



GÓRAS RABHAIDH BRAITE TRAEINACH

DEARG
Ná Trasnaigh

ORAISTE
Trasnú go Cúramach



BÍ AG SÚIL I GCÓNAL LE TRAEIN

BÍ AG SÚIL I GCÓNNAÍ LE TRAEIN

DEÁN TEAGMHAÍL LINN

Is féidir an bróisúir seo a fósódáil ónár suíomh gréasáin www.irishrail.ie/ga-ie/.

Le haghaidh fiosruithe maidir leis an gcrósaire comhréidh a úsáideann tú, nó chun damáiste do bhonneagar crósaire comhréidh a thuairisciú, déan teagmháil leis an mBainisteoir Bonneagar abharta i do cheantar:

LT Eigeandála (Lárliaíú Tráchtá)
01 855 5454

BAILE ÁTHA LUAIN

Clúdáionn sé Iarthar
na Tíre
090 648 7711

BAILE ÁTHA CLIAITH

Clúdáionn sé Tuaisceart,
Oirthear agus
Oirdheisceart na tíre
01 703 3651

GABHAL LUIMNIGH

Clúdáionn sé Deisceart
agus Iardheisceart na tíre
062 51083



Irish Rail
Iarnród Éireann

Is féidir leagan Gaeilge den
leabhrán sábháilteachta faisnéise
seo a fósódáil ó shuíomh gréasáin
Iarnród Éireann trí Chód QR

FÉACH RIANTA? SMAOINIGH AR TRAEINI!

Eigeandálaí ag Crósairí Comhréidh Iarnróid

Má théann ainmhir ar strae ar an líne iarnróid, nó má théann pram, cathaoir rothail, rothar nó feithicil eile i bhfostú ar an líne iarnróid, ní mór duit na gníomhartha seo a leanas a dhéanamh:

- Faigh glan ón iarnród, ag fágáil an ainmhir, pram, cathaoir rothail, rothar nó feithicil san áit a bhfuil sé, Bog gach duine glan go maith ón líne iarnróid,
- Déan teagmháil le hIarnród Éireann ag baint úsáide as an uimhir Shaoorghao a gheobhaidh tú ar an gcomhartha teorach ag an mbealach isteach chuig an gcrósaire comhréidh, abair 'Is Eigeandáil í seo, agus
- Luaigh an uimhir aitheantais (uimhir chrosaire) a thaispeántar ag an gcrósaire iarnróid.

UIMHIR CHRÓSAIRE
XC345

**Ta an uimhir aitheantais seo éagsúil
le haghaidh gach crósaire iarnróid**

- Ba chóir cóip den leabhrán seo a thabhairt do thiománaithe feithicil a bhfuil substaintí contúirteacha á n-íompar acu trasna an iarnróid. Ba chóir iad a chur ar an eolas go bhfuil crosaire comhréidh cóiríochta gan duine ina bhun ar an mbealach a théann go dtí an pointe seachadta.
- Má chlisíseann ar fheithicil a bhfuil substaintí contúirteacha á n-íompar aici nó má théann sí i bhfostú ar an gcrosaire comhréidh, déan cinnte go bhfágann gach taiséalal feithicil an fheithicil agus go mbaineann siad iad féin den líne iarnróid **láithreach** go pointe sábháilteachta. Ansin déan teagmháil le hIarnród Éireann láithreach, ar an uimhir Shaoghlaio a fhaightear ar chomharthaíocht. Ba cheart do thiománal na feithicil fanacht sa chomharsanacht chun faisnéis a sholáthar do na seirbhísi éigeandála más gá.
- Tar éis duit úsáid a bhaint as an gcrosaire comhréidh, úin na geataí i do dhiaidh i gcónaí – **is é an dlí é. Tá sé contúirteach mainneachtain na geataí a dhúnadh agus a dhainníú agus d'fhéadfaí tu a ionchúiseamh.**

Glaiséachtaí Neamhghnácha trasna Crosaireí Comhréidh Iarnróid

Déan teagmháil le hIarnród Éireann ar an uimhir Shaoghlaio a fhaightear ar chomharthaíocht roimh ré más rud é:

- Feithicil líopasta a thiomáint – mar shampla, feithicil fhada, íseal, leathan, throm nó mhall
- Feithicil ag gluaiseacht le hualal contúirteacha, neamhghnácha nó an-trom Bain úsáid as an uimhir Freephone a gheobhaidh tú ag an crosaire leibhéal ar an chomharthaíocht sábháilteachta dearg agus buí.

Leidanna Speisialta d'Fheithicil Tráchtála, Tiománaithe Bus agus Cóiste

Má tá tu ag tiomáint feithicil an-ard agus ag úsáid crosaire comhréidh iarnróid le línte leictirithe lasnaide, mar shampla ar líonra DART, tabhair faoi deara gur b 5 mhéadar an spás cloiginn sábháilte ginearálta.

- Mích an raidió.
- Biodh a fhios agat nach féidir le traein stopadh láithreach.
- Biodh a fhios agat go bhfuil i bhfad níos mó i gceist le traein ná bus, cóiste nó tacsal.
- Biodh a fhios agat go síneann traein thar na ráillí.
- Cuir do thiomáint in oiriúint do dhatal aimsire
- Biodh fad d'fheithicil ar eolas agat.
- Bí ag súil le traein ó gach treo.
- Sonraigh an uimhir aitheantais (uimhir chrosaire) a thaispeántar ag an gcrosaire comhréidh iarnróid.



Tá an uimhir aitheantais seo éagsúil le haghaidh gach crosaire iarnróid

Feithicilí a Thiomáint a bhfuil n-íompar acu trasna an Iarnróid



- Airítear le substaintí contúirteacha peitreal, ola díosail, gás leachtach, gás buidéalaithe, ceimiceáin tócsaineacha, srl.
- Bain úsáid as an uimhir Shaorghlao a gheobhaidh tú ag an gcrosaire comhréidh ar an gcomharthaíocht sábháilteachta dearg agus buí.
- Ní mór duit cead a fháil an líne iarnróid a thrasnú ó Iarnród Éireann ag baint úsáide as an uimhir Shaorghlao atá le fáil ar chomharthaíocht in am trátha. Ba chóir duit an cineál feithicil agus ualaihgh atá beartaithe agat a thabhairt trasna na líne iarnróid a chur in iúl. Ba cheart duit an fad is dócha a mhairfidh do ghluaisceacht a chur in iúl freisin mar go gcaithfear socruithe speisialta a dhéanamh chun an crosaire comhréidh a úsáid go sábháilte. Cuir Iarnród Éireann ar an eolas i gcónaí nuair a thrasnaítear an crosaire comhréidh go sábháilte.

- **Stop** glan ón iarnród chun radharc maith a chinntiú feadh an ráin sa dá threo. **Féach** amach le haghaidh teacht traenacha, go háirithe i droch-infheictheacht nó san oíche. Bí ag féachaint amach don solas ar an traein atá ag teacht. **Eist** le haghaidh bonnán nó fuaime traein atá ag teacht. Agus an crosaire comhréidh á úsáid agat, oscail an dá gheata sula ndéanann tú iarracht d'fheithicil a thabhairt trasna na líne iarnróid.

- Má chliseann ar fheithicil nó má chuirtear ar talamh í ar an gcrosaire comhréidh, cinnigh go bhfágann gach taisdealai feithicil an fheithicil agus go nglanfaidh siad an líne iarnróid **láithreach** go pointe sábháilteachta. Ansin déan teagmháil láithreach le hIarnród Éireann, ar uimhir Shaorghlao a fhaigntear ar chomharthaíocht.



- Taiséalaionn traenacha go tapa agus ní féidir leo stopadh go tobann.

- Dún agus daingniú na gearraí crosaire comhréidhe i gcónaí. Má fhágтар gearraí ar oscailt is féidir le leanaí nó ainmhithe rochtain a fháil ar an líne iarnróid agus d'fhéadfadh sé go spreagfadh tiománaíthe feithicilí gan amhras dul ar aghaidh chui g an crosaire comhréidh sula seiceálann siad go bhfuil sé sábháilte é sin a dhéanamh.
- Is féidir le traenacha a bheith an-chiúin agus is amhlaidh atá go háirithe ar rálill nua-aimseartha.

- Cuirfidh úsáid cluasáin bhachlógige nó cluasáin agus úsáid raidiúnna isteach ar do chumas traenacha atá ag teacht a chloistéal. Cui mhniú go gcuirfidh caithéamh cosantóirí Níor cheart fóin phóca a úsáid le linn an phróisis chun an crosaire comhréidh a úsáid.
- Bí ar eolas go bhféadfadh daláí aimsire amhail ceochán, ceo nó sneachta diffe ar a dhéanamh ar do chumas traenacha atá ag teacht a fheiceáil.

- Agus tú ag trasnú na líne iarnróid le feithicilí malla, tromma, íseal nó líopasta, feithicilí a bhfuil earraí dainséaracha iontu agus le tréada ainmhithe ní mór duit gíaoch ar an uimhir Shaoirlhao a thaispeántar ar chomharthaíocht sábháilteachta ag an gcrosaire comhréidh.
- Le linn uaireanta an dorcha dáis, bí cúramach agus tú ag seiceáil le haghaidh traenacha atá ag teacht mar go bhféadfai ceannsoilse traenach a chur amú le ceannsoilse gíuáisteáin má tá bóthar comhthreomhar leis an líne

Gcód Sábhála Iarnróid

- Gach uair a thrasáionn tú an t-iarnróid, cui mhniú ar an

Agus tú ag trasnú, lean na treoracha a thugtar ar chomharthaíocht atá ar taispeáint ag an gcrosaire comhréidh, nó má tá amhras ort, déan teagmháil le huimhir Shaoirlhao iarnróid Éireannon a chuirtear ar fáil

Leoráithe a Thiomáint trasna an Líne Iarnróid



- Déan cinnte go bhfuil an leoraí, lena n-áirítear leantóir, i riocht maith meicniúil agus nach dócha go loicfidh sé ar an gcrosaire comhréidh.
- Déan cinnte go bhfuil an coscán láimhe ag obair i gceart.

- Níor cheart comharthaí iarnróid a úsáid riamh chun a chinneadh an bhfuil traéin ag teacht nó nach bhfuil

- Déan cinnte nach dtagann gal ar na fuinneoga cábáin taobh istigh agus go bhfuil gach fuinneog glan de sneachta, oighear agus salachar agus nach bhfuil aon ud ag cur bac ar do radharc.

- Oscail fuinneog amháin (taobh an tiománaí) ar a laghad sula dtrasáionn tú an líne iarnróid.

- Múch gach raidió nó steiréó agus bain aon chluasáin bhachlógige nó cluasáin. Féadfaidh torann an fuaim traenach atá ag teacht a cheilt. Níor cheart fóin phóca a úsáid le linn an phróisis chun an crosaire comhréidh a oibriú.
- Cinntiú nach ndéanfaidh aon choscán tarraingtíhe nó ceanglaítein eile bac ar an líne iarnróid agus tú ag trasnú an chrosaire comhréidh.

AG CROSAIRÍ COMHRÉIDH

Stop, Féach, Éist

Dun gach geata i gconal tar éis iad a úsáid

AN CÓD SÁBHÁLA IARNRÓID

Úsáid an **Cód Sábhála Iarnróid**

gach uair a thrasnaíonn tú:

BÍ AG SUIL I GCÓNAL LE TRAEINÍ!

Stop, féach an dá bhealach, agus éist

- **Stop** – taobh thiar den líne Bhán nó marcóirí Dubha & Buí nuair atá siad ann.
- **Féach an dá bhealach** – bí ag feachaint amach do shoilse na dtraenacha atá ag teacht.
- **Éist le haghaidh bonnán na traenach** – gan raidió, gan cluasáin bhachlóiige nó cluasáin!
- Géill síl do thraenacha – lig d'aon traein atá ag teacht dul thar bráid, agus féach an dá bhealach arís.
- Nuair a bhíonn an líne iarnróid glan, trasnaigh go gasta é. Ná stop riamh ar an líne iarnróid.
- Dun na geataí crosaire comhréidhe tar éis iad a úsáid – is é an dlí é.

Le Déanamh

- Bí ag suil i gconal le traein

- Bain úsáid as an gCód Sábhála Iarnróid i gconal ag crosairí iarnróid gan duine ina mbun

- Cló! le comharthaí agus le marcanna bóthair,

- agus soilse rabhaidh traenach i gconal

- Mích córais cheoil i gconal agus fág fóin phóca i leataobh

- Bíodh smacht agat i gconal ar leanaí agus ar ainmhithe atá faoi do chúram

- Tuirling i gconal má's rothar nó marcach capaill thú

- Dun agus daingnigh na geataí i gconal tar éis dul trasna an líne iarnróid

Dun gach geata tar éis iad a úsáid – is é an dlí é



Nach bhfuil le Déanamh X

- Ná húsáid comharthaí iarnróid chun a chinneadh an bhfuil traein ag teacht nó nach bhfuil

- Ná tiomáin ar an líne iarnróid go dtí gur féidir leat dóthain glanspáis ar an taobh eile a chinntiú

- Ná lean feithicil go huathoibríoch trasna an chrosaire comhréidh iarnróid – stop, féach agus éist i gconal

- Ná stop ar an gcrosaire comhréidh iarnróid

- Ná scoith feithicil eile ar an gcrosaire iarnróid nó nuair atá tú ag teacht chuíge

- Ná seinn an raidió, ná caithe cochaill ná cluasáin, ar na rianta iarnróid nó in aice leo

FÉACH RIANTA? SMAONIGH AR TRAINI!



**Crosairí Iarnróid gan
Duine ina mBun a Úsáid
go Sábháilte**

• TIONAINTHE GAIRMÍULA •

Trucail, Veaineanna, & Leoráithe & Cóisí